

Surface-mounted luminaire - Silky matt MIRO® micro-parabolic louvres - direct distribution

Sheet steel housing, compact rectangular cross section, installation height 40 mm; prepared for fixing of end faces or luminaire connectors made of steel. Housing colour traffic white RAL 9016; Direct light distribution using reflectivity-enhanced MIRO® aluminium micro-parabolic louvres, silk matt with low-section cross blades, for computer workstations, 65° < 1500 cd/m² omnidirectional glare reduction according to the current DIN EN 12464-1 standard, self-engaging; continuous effect of louvre with light run installation; Electrical connection via 3-pole connection terminal with plug-in contacts.. Required accessories: please order end faces, connectors and through-wiring separately according to luminaire arrangements.

CHARACTERISTICS

Order number	60401024160
EAN number	4020863306558
Commodity code	94051190
Certification mark	IP 20, Protection class I, VDU 65°<1500, ENEC10 VDE, F, Indoor, CE
Impact resistance (IK rating)	IK03
Ambient temperatur	ta 25°C
Warranty period	5 years
State funding programs	BEG - Federal funding for efficient buildings (valid only for Germany)

ELECTRICAL ENGINEERING

Controller	Electronic driver (1 pcs.)
System output	28W
Mains voltage	230V/50Hz
Circuit breakers (inrush current)	10 pieces/B10, 16 pieces/B16, 16 pieces/C10, 26 pieces/C16
Energy efficiency class/light source	C

LIGHTING TECHNOLOGY

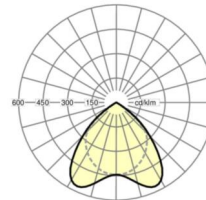
Placement	LED, Colour rendering/Light colour CRI ≥ 80 / 4000K
Colour tolerance (MacAdam)	3SDCM
Nominal luminous flux	3418lm
LED service life	50000h L80/B10 (Tq 25°C)
Luminaire luminous efficiency	120lm/W
UGR lat./long.	20.9 / 20.2

MECHANICS

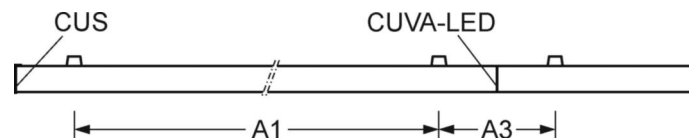
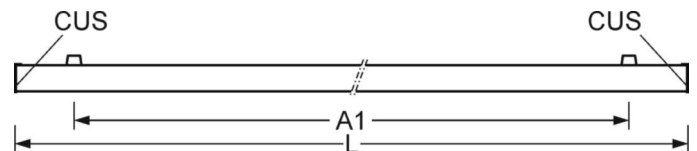
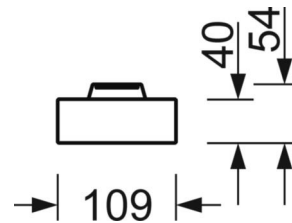
Housing colour	traffic white RAL 9016
Dimensions (LxWxH/DxH)	1179mm x 109mm x 54mm
Weight (net)	2.586kg
Cable entry KE (X/Y)	0mm/33mm
Type of installation	Ceiling-mounted single installation, Ceiling-mounted trunking installation, Pendant individual mounting, Pendant light strip mounting, Light structure, Mounting rail installation

DEEP-LINK

<https://www.regiolum.de/en/article/60401024160>



Reference	LED 3400lm 840
ηLB	100 %
Φ ↓/↑	100 % / 0 %
UGR lat./long.	20.9 / 20.2
VDU	65° < 1500cd/m ²



Dimensions

L	1179 mm	Length
B	109 mm	Width
H	54 mm	Height
A1	900 mm	Mounting distance single mounting
A3	276 mm	Mounting distance between luminaires in a light run arrangement
X	0 mm	Distance cable infeed to the center of the luminaire on the X-axis
Y	33 mm	Distance cable infeed to the center of the luminaire on the Y-axis
